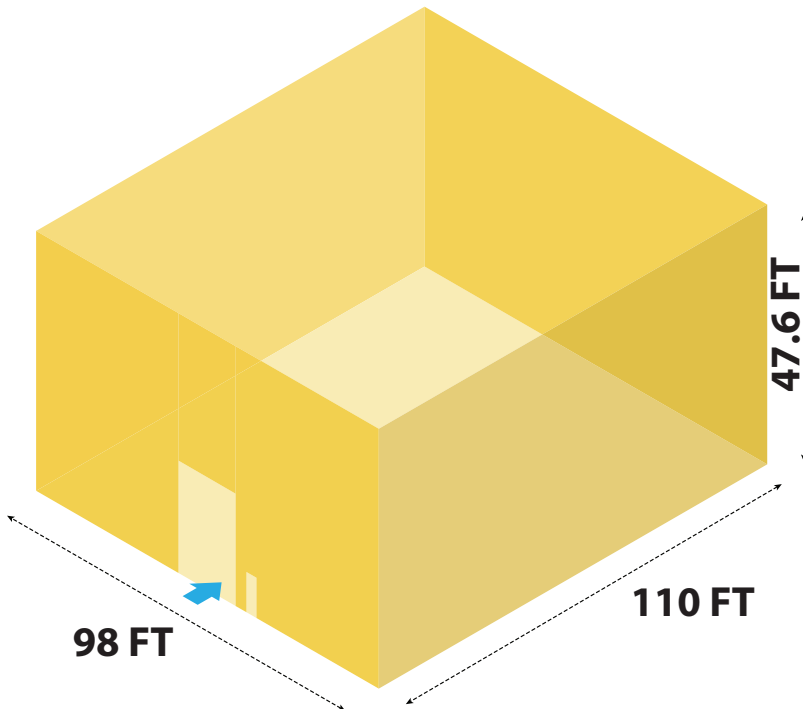
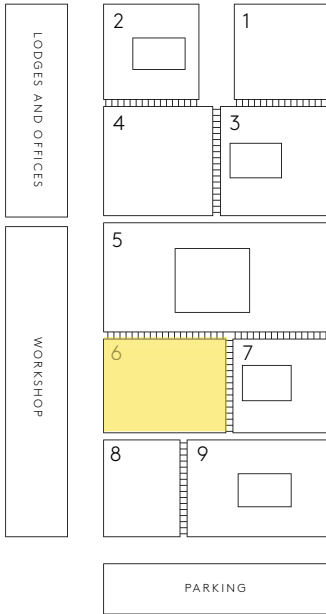
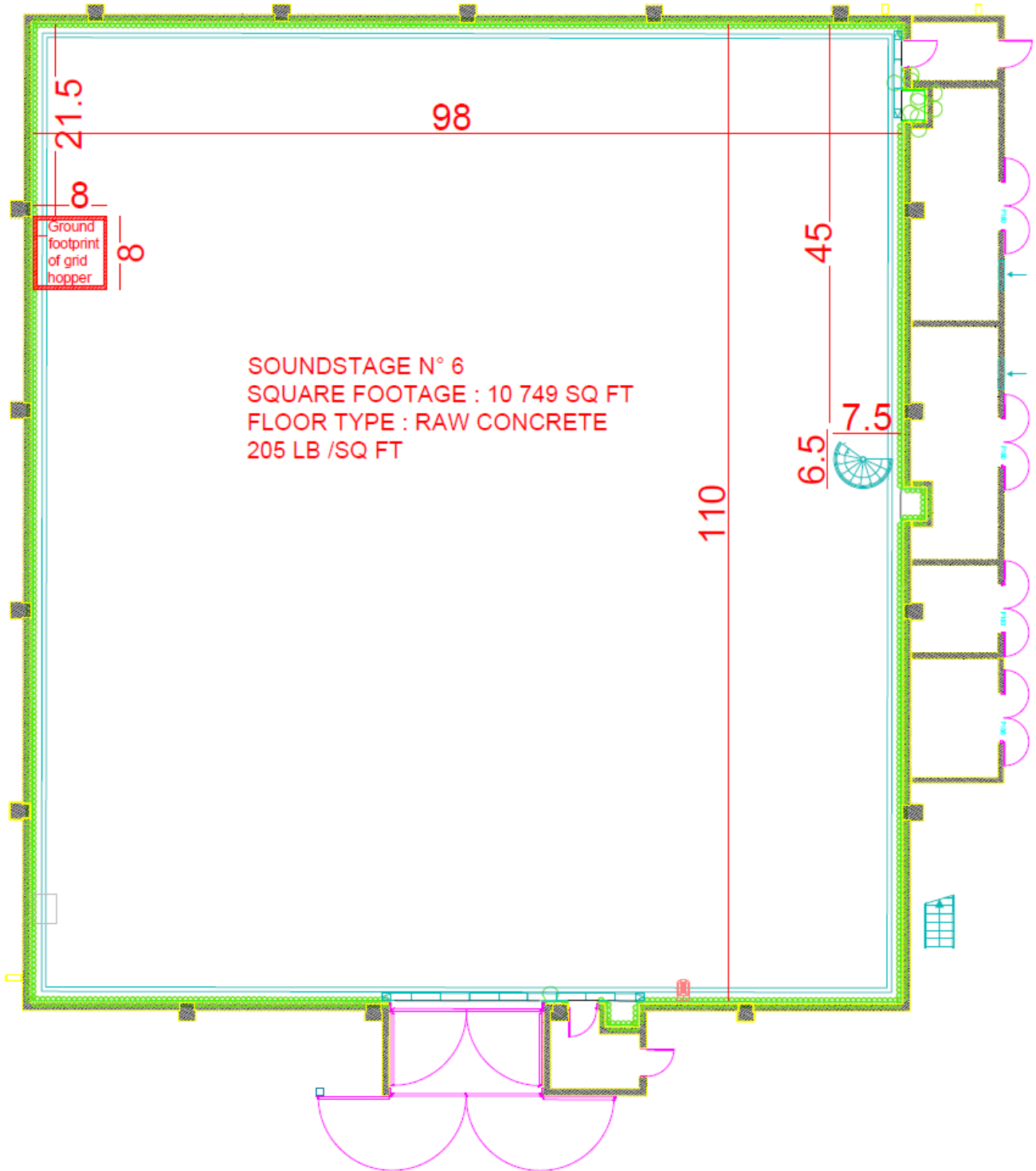


Sound Stage 6



SQUARE FOOTAGE : 10 749 SQ FT
LENGTH : 110 FT
WIDTH : 98 FT
HEIGHT TO GRID : 47.6 FT
FLOOR TYPE : RAW CONCRETE
ELECTRIC POWER : 906 KW
205 LB /SQ FT

Technical drawing





SOUND STAGE 6

STAGE

ACCESS : One elephant double door for a total opening of w: 16.4 FT x h: 18.4 FT + two small side doors

OVERLOAD CAPACITY : 205 LB/SQ FT

FLOORING : Smooth untreated concrete

ACOUSTIC FADING : NR 20, 25 dB(A) (compatible with low speed air conditioning)

SILENT AIR CONDITIONING fit to lower ground temperature by 41°F every 30 minutes

GROUND TEMPERATURE : 35.6°F for outside temperature of 19.4°F

ELECTRICAL POWER : 906 KW

LOW VOLTAGE ELECTRICAL BOARDS with individual meters

WALLS COVERING : Wall sides lined with 4 wooden slats spaced every 9.8 FT

FLUORESCENT CEILING LIGHTS

MAINTENANCE : Cold water sink and settling tank, cleaning station, floor drainage, surrounding gutters and decanting bed

RED LIGHTS : Above all doors

GRID

GRID LOAD : 30.7 LB/SQ FT

GRID MADE OF METAL SLATS 0.5 FT wide with a 0.25 FT spacing, peripherally framed by metal duckboard

ACCESS TO GRID : Encased snail staircase

ONE GRID SHAFT which allows hoists with 1.1 LB max load